

The Genuine. The Original.



Courtyard Collection®

The Beauty of Wood. The Durability of Steel.



















Insulated steel construction, fashioned to resemble the elegant wood designs of traditional carriage house doors.



161B with Somerton Windows and Traditional Hammertone Hinges and Handles

CHOOSE YOUR DOOR

Select Among Eighteen Classic Designs or a Full Custom Door

	Tier 1	370 Series	160 Series	Tier 2	370 Series	160 Series	Tier 3	370 Series	160 Series
 161B			•	 375T/165T	•	•	 164A		•
 161M			•	 166T			 373T/163T	•	•
 371T/161T	•		•	 167B			 377T/167T	•	•
 162Z			•	 167E*			 162A		•
 166B			•	 371A/161A	•	•	 168B		•
 166E*			•	 162E					
 375B/165B	•		•						
Smooth Trim			•			•			•
Color Matched Trim			•			•			•
Warranty		20 Years	Lifetime		20 Years	Lifetime		20 Years	Lifetime
Windload			•			•			•
R-Value		9.31	12.76		9.31	12.76		9.31	12.76
Insulated Glass			•			•			•
Non-Insulated Glass	•				•			•	
Overlay Thickness		3/8"	3/4"		3/8"	3/4"		3/8"	3/4"
Door Thickness		1"	1 3/8"		1"	1 3/8"		1"	1 3/8"
Comm'l Track			•			•			•
Next Gen Track	•				•			•	
Urethane Rollers			•			•			•
Nylon Rollers	•				•			•	

*Windows and arches are not available on these series

Full Custom Door

Your Overhead Door Ribbon distributor can assist you in creating the perfect custom-designed door.

With Arches

Select doors are available with distinctive arch designs.




Double Arch

Single Arch

Individualize with Windows

Windows are available with non-insulated glass* or insulated glass** for maximum energy efficiency, and a variety of trim designs.



* 370 series only **160 series only

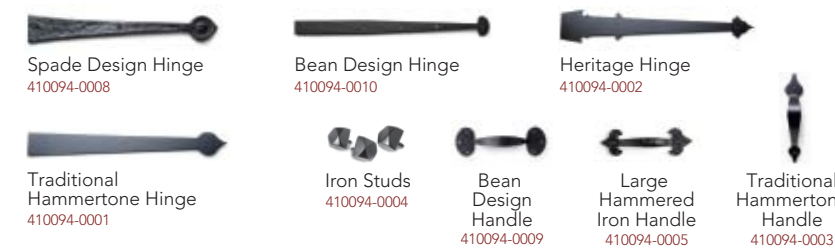
Select Hardware

Further individualize your garage door with our distinctive decorative exterior handles and hinges.

Value

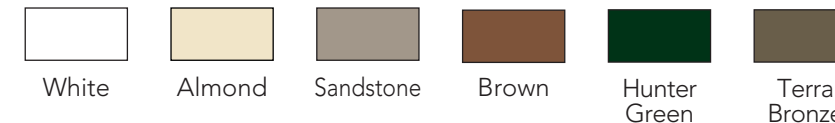


Premium



Mix and Match to Your Heart's Content

Doors, overlays and window trim are available in 6 colors.



*Colors may vary slightly from these shown and may not be available on all individual series. See painting instructions for details.

Windload-rated Door (160 Series only)

Safeguard your home in extreme wind conditions. Windload rating means your home can be built to withstand a variety of wind conditions and meet your local building codes.

CHOOSE YOUR OPENER

Be sure to ask about our complete line of garage door openers. Your distributor will help you choose the opener that best suits your specifications and preferences.



The Genuine. The Original.



Built Better from the Inside Out



Thermacore® Insulation
CFC-free polyurethane insulation with Thermacore® construction provides an R-value of up to 12.76

Between-section Thermal Seals
With an air infiltration rating of up to .08 cfm, seals provide superior resistance to the elements



Durable Finish
Hot-dipped galvanized steel with two coats of baked-on polyester paint



Sealed From Elements
Specially treated trim boards resist weather, fungal decay and termites



Quiet Operation
Commercial grade track and hardware featuring durable 13 ball bearing urethane rollers (160 series)

The Genuine. The Original.

Since 1921, Overhead Door Corporation has not only raised the standards of excellence for the industry — we've created them. We were the first to introduce upward-acting doors, and we were the first to make them electric.

Today, our network of over 450 Overhead Door distributors are still leading the way with innovative solutions and unmatched installation, service and support. So look for the Red Ribbon. It's your guarantee that you're getting the genuine, the original Overhead Door.

Industry Leading Warranty

Overhead Door garage doors are backed by an industry-leading warranty that protects against section rust-through for as long as you own your home. Also included is a one-year non-transferable, limited warranty ensuring high standards for materials and workmanship.*



* Warranties vary by model series. See warranty for full details.

The Genuine. The Original.



2501 S. State Hwy. 121, Suite 200
Lewisville, TX 75067

1-800-929-DOOR
www.OverheadDoor.com

©2008 Overhead Door Corporation. Overhead Door and the Ribbon logo are registered trademarks of Overhead Door Corporation. All other trademarks are the property of their rightful owners. Consistent with our policy of continuing product improvement, we reserve the right to change product specifications without notice or obligation. R900-688_370

Cover: Full custom-painted windows, inserts and overlays.

SOLD AND DISTRIBUTED BY:



START HERE.

Courtyard Collection®
CUSTOM STEEL GARAGE DOORS